



**ROAD
WARRIOR**
CAMPERS

RWCR2

BUILT FOR YOUR ADVENTURES.



COMPACT, EASY TOW CAMPER TRAILER

Fast deployment, compact and lightweight, easily moved around by hand, allows easy camp site access. Fast set up and no more struggling to back your camper into tight spots, unhitch and push into position, drop the stability corner legs, lift the platform, roll out the awning – camp set up.

LIGHT WEIGHT

Trailer weights, particularly the tare, ATM and payload are the most important specifications to look at in a trailer. Tare: 330kg / ATM: 700kg = payload 370kg. A perfect combination for Suzuki Jimny, Subaru SUV and EV/Hybrid vehicles, as well as larger family sized 4WD's.

LIFT PLATFORM

Stainless steel and extruded aluminium construction with multi M8 channels for adapting accessories, glides on inner sealed bearing runners. Gas struts tuned and rated to the load allow minimal effort and easy lifting of the loaded platform. Designed to carry roof tents, bikes, kayaks or strap the swags, jerry cans and camping essentials for extended touring. Load rating: static rating of 400kg and dynamic rating of 125kg. Aftermarket roof rack systems can be adapted for your specific requirements.

LOCKING SYSTEM

Flush mounted and keyed alike for convenience and easy closing of storage areas while the main lid has a dual handle lock feature for secure and easy locking.

TOP MOUNTED STORAGE TRAY

Tie down eyelets for securing camp supplies, firewood or just extra space for anything that needs external storage.



The RWCR2 has a fully powder coated aluminium body, folded, riveted and welded. The engineered design optimises strength and weight reduction.




BUILT TO LAST

- LED tail and Number plate lights
- Premium corner steady legs
- AL-KO IRS 80mm 800kg suspension with optional Electric brakes.
- Primal premium 15x6.5-inch 6/139.7 Jackyl full gloss alloys on 215/75R 15 All terrain tyres, 235/75R 15 available or CSA steel with Suzuki Jimny stud pattern.
- Durable matt powder coating on main body and lids, gloss side door and side pod boxes.
- Rubber dual lip bulb seals around all openings.




AL-KO IRS 80mm 800kg suspension.



Molle panel side doors.

OPTIONAL EXTRAS:

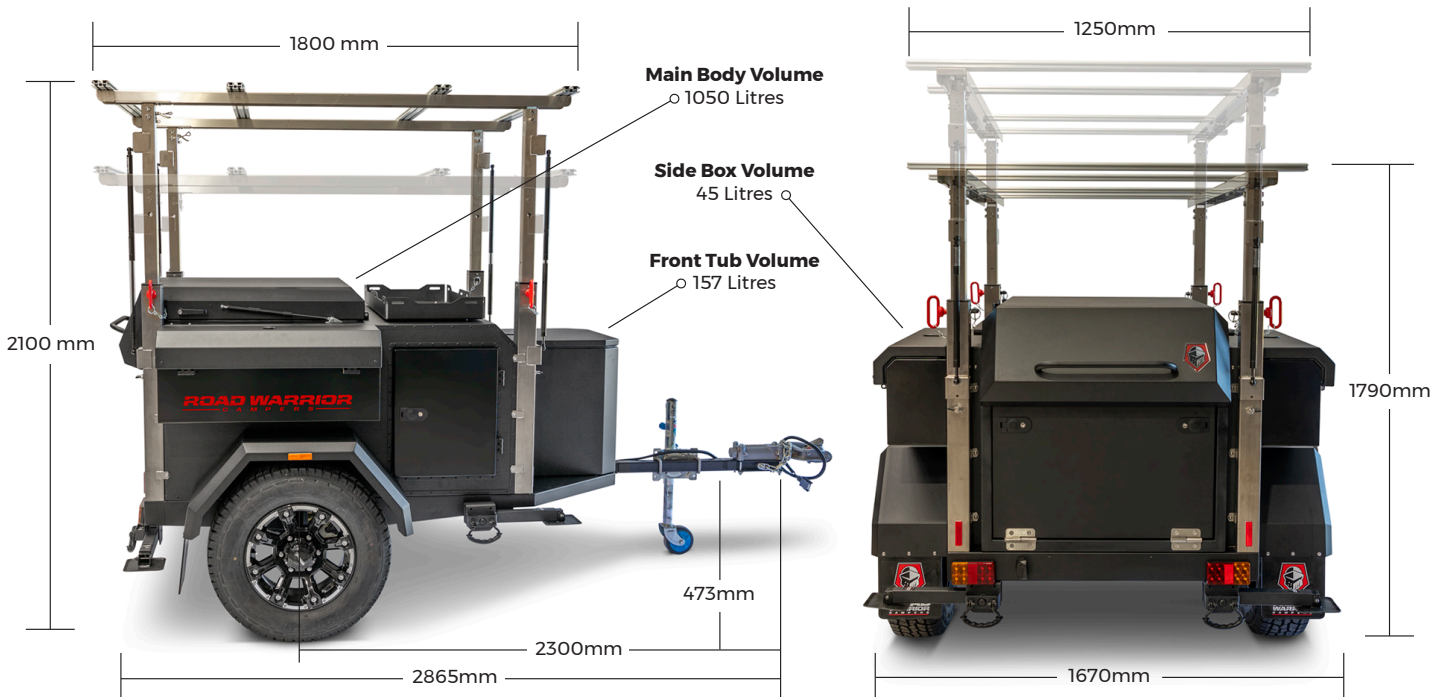
- Side door and side pod boxes colour coded
- 40 litres water tank (single or double)
- Roller drawer system
- Fridge slide
- Duetto 12v / 240v hot water 10 litre capacity
- KUFU SPARK 1500w or 2000w inverter options
- Lithium battery: 100, 150, 200 a/h



Top mounted multi-purpose storage tray.



Rubber bulb seals around all openings.



DEALER INFORMATION: